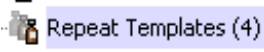
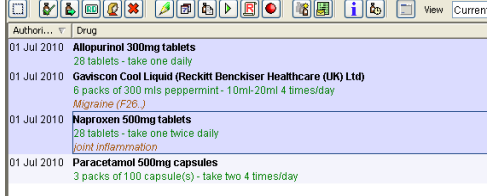



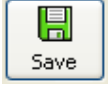


## Issuing a Repeat Template

<ul style="list-style-type: none"> <li>Click on the <b>Repeat Templates</b> node</li> </ul>	
<ul style="list-style-type: none"> <li>Highlight the repeats required</li> <li>Hold down the <b>Ctrl</b> key on your keyboard and click on each item</li> </ul>	
<ul style="list-style-type: none"> <li>Click the <b>Issue</b> button</li> </ul>	
<ul style="list-style-type: none"> <li>This flag will appear next to each item that has been successfully issued</li> </ul>	
<ul style="list-style-type: none"> <li>You can then either use the <b>quick print button</b> to print the scripts immediately</li> <li>Or</li> <li>The printing process will start automatically when you save the patient record</li> </ul>	 <p style="text-align: center;"><b>Or</b></p> 
<ul style="list-style-type: none"> <li>Click <b>Print them now</b> from the <b>Left</b> set of buttons</li> <li>Click <b>Ok</b></li> </ul>	